

SKYTECH

— LIFT & ESCALATOR —

WWW.SKYTECHLIFT.COM

COMPANY PROFILE

COMPANY PROFILE

Skytech Elevator was envisaged, promoted and incorporated by skytech Elevator Jaipur, The company was wellplanned andestablished to manufacture prime quality Elevator Traction Machine.

An entrepreneurship which is a committed organization with a Since endeavour, with a foresight of vision and earnest passion to rise and serve, excel and grow, perform and prove, The company is determined to achieve its rightful place in the global market, It believes, freedom inspires ideas and innovative skills nurtures excellence, The company incorporates the latest global innovations.

Driven by the pasion to create world-class entity for itself, the company has an environment that encourages the best potential management which incorporates the best technology and teamwork which stimulates all round creativity, expansion and further improvements, The company and the qualified engineers and staff remain alert to the global applications, and market feed-backs.



All part products have been tested for strength and durability meeting the most stringent international quality and specification standards. The company has an efficient manufacturing facility with in-house testing apparatus and systems for quality checks.

The ultimate satisfaction of valued clients endorses the company's Commitment for best techniques and designs backed by value based performance ethics.

The company out-sources the best materials and best quality 'Business, Quality Management' which has triggered to consolidate the effective costs, Today, it offers prime & reliable products at a very competitive market prices. the company remains ever alert to provide and execute the best'After-sales-Service'



TECHNOLOGY



SCHEDULE



VISION



ACCURACY



SKYTECH

— LIFT & ESCALATOR —



M.S. CABIN



S.S. CABIN



S.S. GLASS



CAPSULE CABIN (M.S. & S.S.)



GOLDEN CABIN



STRUCTURE CABIN (M.S. & S.S.)

ELEVATOR DOORS



COLLAPSIBLE DOORS



IMPERFORATED DOORS



M.S. SWING DOORS



MANUAL TELESCOPIC DOORS



GLASS AUTO DOORS



S.S. AUTO DOORS


C.O.P. & L.O.P.




ELEVATOR MACHINE



TRACTION



UPPER TRACTION





GEARLESS MACHINE



GEARLESS MACHINE

ELEVATOR DOOR HEADER





FEATURES:


No of Stop :

& Stop Down Collective & 6 Stop
Collective Selective
Ext. 16 Stop Down Collective and
11 Stop Collective 0.5 meter/sec

Speed : Up to 5 msec.

Operations :

Regular V3F, Down Collective V3F and
Collective Selective V3F,
Also suitable for Auto Door, Double Door
(Two Side Opening)



HYDROLIC

HYDROLIC PANEL

FEATURES:

All Type of Hydraulic Program Supported.


You Can program as per your no of Valve requirement.

All Valve and motor On off timing is programmable on board.

You can also program for double side Auto Door.

Up to 8 stop Regular as well as AUTO DOOR supported

All other Features same as Card.



ARD


AUTOMATIC RESCUE

DEVICE FEATURES :

In case of a main power supply failure, the lift stopped between two floors is moved to floor level, the automatic door is opened and passengers are out safely, For lifts with automatic door, in case of a main power supply failure at floor level, the door is remain opened.

USE :

This device is suitable for those buildings without as emergency power source allocated for the elevator.



FASTNERS




I-BOLT (THIMBLE)



Brackets



OTIS TYPE GATE LOCK



SWING DOOR LOCK



GUIDE CLIP



ROPE CLIP



GUIDE RAIL



OVERSEPEED GOVERNOR



Elevator Ropes



LIMIT SWITCH



PENCIL REED



R.R. CAM



LIGHT BEAM SENSOR



CABLE



We Supports :-



📍 **Address :-** K-3472, Khonagoriyan, near RTO office, jagatpura, Jaipur (Rajasthan)

✉ **E-mail :** mrlalaramgurjar@gmail.com

🌐 **Website :-** www.skytechlift.com

📞 **Contact Us :-** 9999509316 / 9785009316